

FK6-100T



Basic information



Model:
FK6-100T

rated speed:
2600rpm

Power:
118kw

Displacement:
4257ml

Maxi Driving Speed:
85km/h

Load capacity:
10000Kg



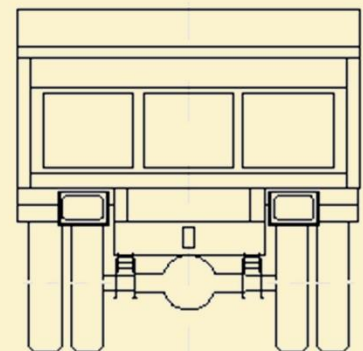
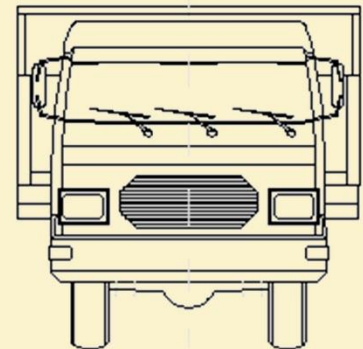
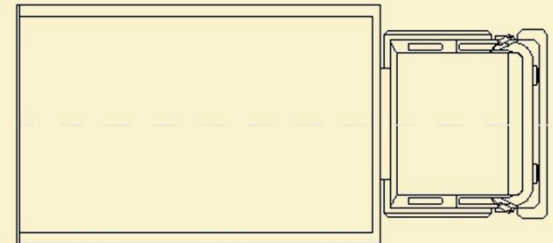

Detailed data

► Engine

Model:	YC44160-33
Fuel type:	Diesel
Displacement:	4257ml
Maxi Driving Speed:	85km/h
rated speed:	2600rpm
Maximum torque/ maximum torque speed:	600N. m/1200-1600rpm

► Other information

Gear-box type:	Manual 8
File number:	8/2
Tyre size:	9.00R20
Quasi-operator:	3
Overall dimensions (L/W/H):	6300mm*2300mm*2600/mm
Wheel base :	3450mm
Max speed (km/h):	85km/h
load capacity:	0000-12000Kg
Cluteh :	320 diaphragm clutch
Suspension behind type:	Longitudinal leaf spring
Suspension front type:	Hydraulic shock absorber longitudinal leaf spring
Battery :	24V



安徽福客重工有限公司
Anhui Fuke Heavy Industry Co., Ltd.

website: <https://construction-equip.com>
whatsapp: +8613505697380
Address: Room 405, Building B-4, East Side
of Dazhong Road, Cuozen Town, Feidong
County, Hefei City, Anhui Province