

FK6-150T



Basic information

Model

FK6-150T

Rated speed:

2200rpm

Power:

250kw

Displacement:

8424ml

Maxi Driving Speed:

89km/h

Load capacity:

15000Kg



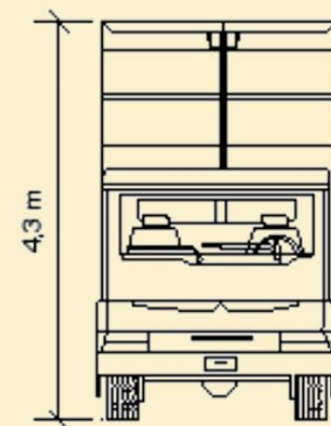
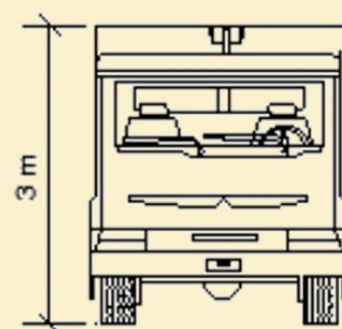
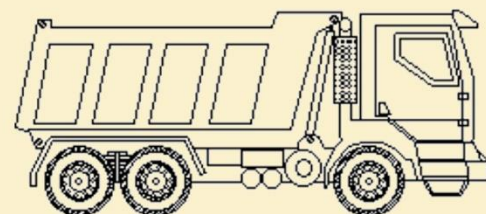

Detailed data

► Engine

Model:	YC6L340-33
Fuel type:	Diesel
Displacement:	8424ml
Power:	250kw
rated speed:	2200rpm
Maximum torque/ maximum torque speed:	1150N. m/1100-1400rpm

► Other information

Rear axle:	457,13000*2Kg
Carframe:	300
Tyre size:	11. 00R20,10
Fuel tanker capacity:	400L
Overall dimensions (L/W/H):	8575mm*2550mm*3350/mm
Wheel base :	3750+1350mm
Max speed (km/h):	89km/h
load capacity:	25000Kg
Cluteh :	430 diaphragm clutch
Service brake:	Dual circuit compressed air brake
Parking brake:	
Spring energycompressed air operating on rear wheels	
Battery :	24V



Note: The internal dimensions of the carriage(mm):5600*2300*1200, the carriage field grid layout, rectangular square box structure, high quality steel plate production using heavy front hydraulic cylinder, embedded sub beam, bottom cross beam encryption, widened through shaft flip base, cab internal operation hydraulic system, with safety warning audio.

安徽福客重工有限公司
Anhui Fuke Heavy Industry Co., Ltd.

website: <https://construction-equip.com>
whatsapp: +8613505697380
Address: Room 405, Building B-4, East Side
of Dazhong Road, Cuozen Town, Feidong
County, Hefei City, Anhui Province

whatsapp: +8613505697380

Email: fuke7380@gmail.com